



# Urbino BC 1300 & BC 1500 Barrier (model 08)

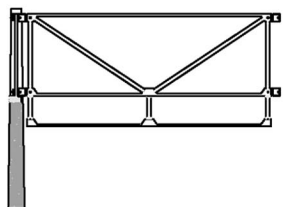
Cast iron and steel Barrier



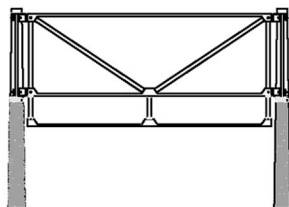
urbino line

By J.-M. Wilmotte

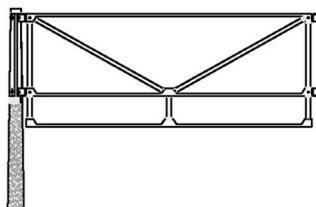
BC1300-1



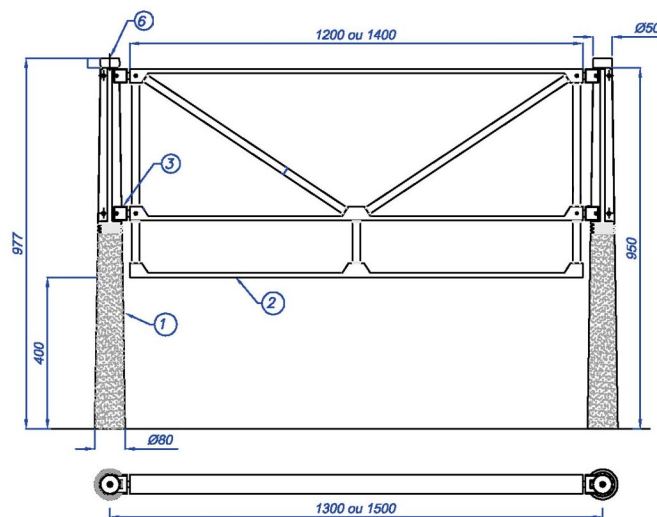

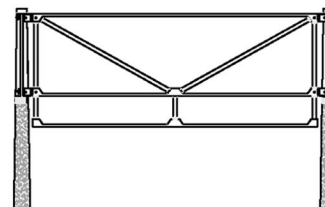
BC 1300



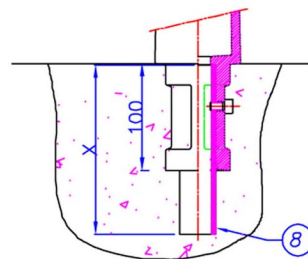
BC 1500-1



BC 1500



Foundation leg



item	Nb	Description
1	2	Fix post
2	1	Panel (length 1200 or 1400mm)
3	4	Barrier support
6	2	Head with axis
8	2	Foundation leg (length 200, 300 or 400mm)

barriers